

My lecture slides are posted at
<http://www.physics.ohio-state.edu/~humanic/>

Information for Physics 112 midterm, Wednesday, May 2

- 1) Format: 10 multiple choice questions (each worth 5 points) and two show-work problems (each worth 25 points), giving 100 points total.
- 2) Closed book and closed notes.
- 3) Can make up your own equation sheet on a single normal sized piece of paper (8.5" x 11"), both sides of sheet
 - handwritten
 - no worked out problems
 - only equations and physical constants allowed
 - signed equation sheet must be turned in with the exam
- 4) Covers the material in Chapters 18, 19, 20 – **Electricity only**

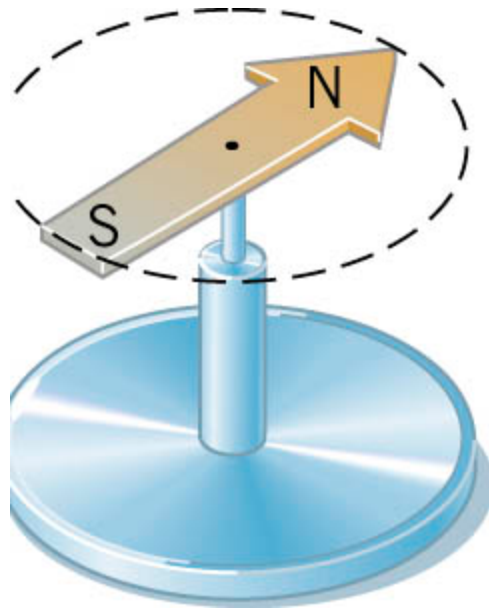
Chapter 21

Magnetic Forces and Magnetic Fields

21.1 *Magnetic Fields*

The most familiar example of magnetism for most people is a **magnet**.

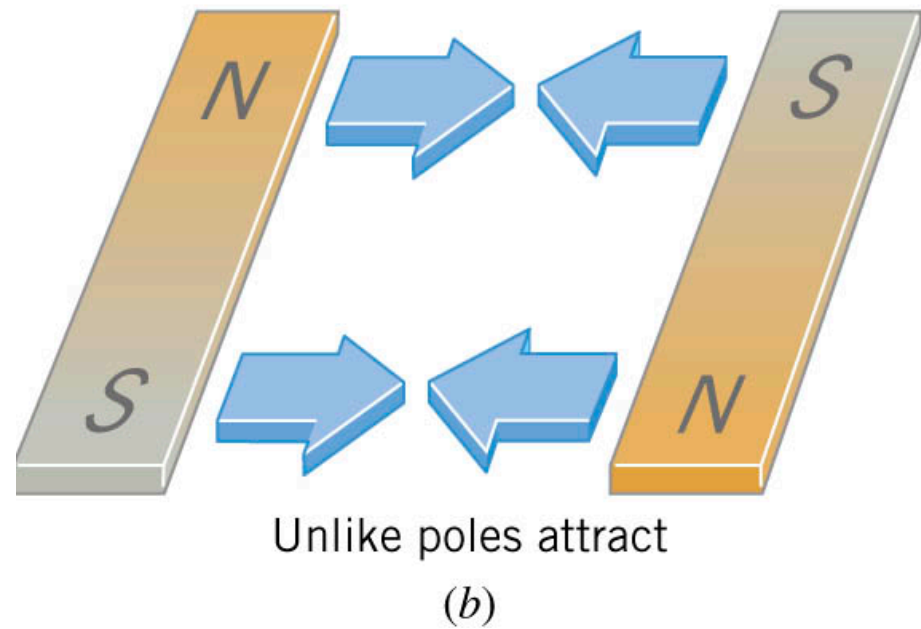
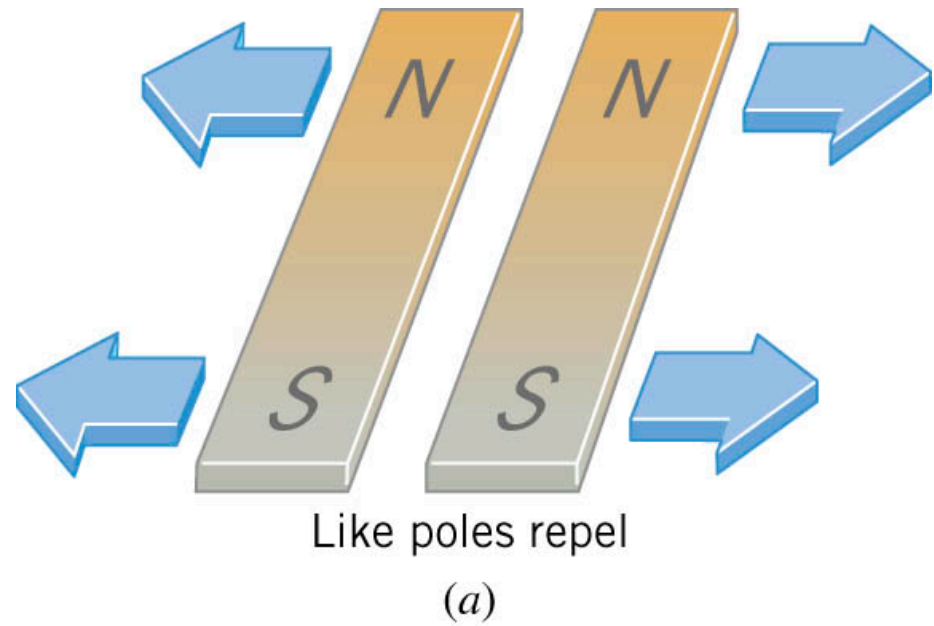
Every magnet has **two poles**, **North** and **South** --> called this since if the magnet is suspended, its North pole points more or less to the Earth's North.



The needle of a **compass** is a permanent magnet that has a north magnetic pole (N) at one end and a south magnetic pole (S) at the other.

21.1 Magnetic Fields

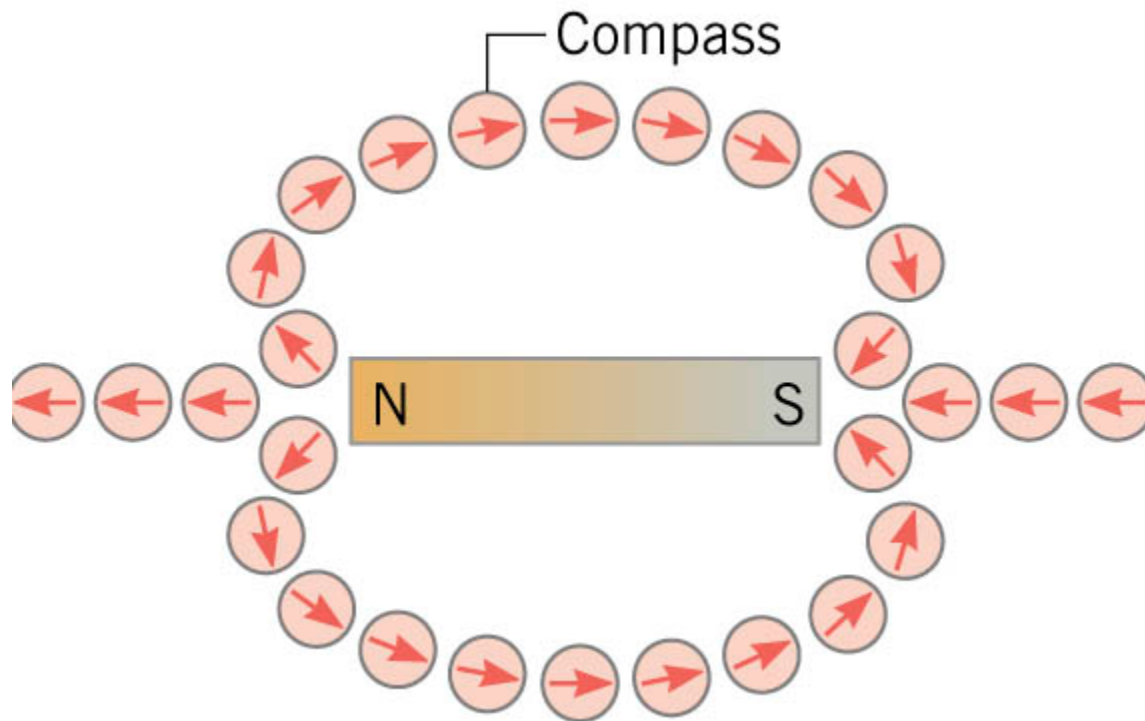
The behavior of magnetic poles is similar to that of like and unlike electric charges.



21.1 Magnetic Fields

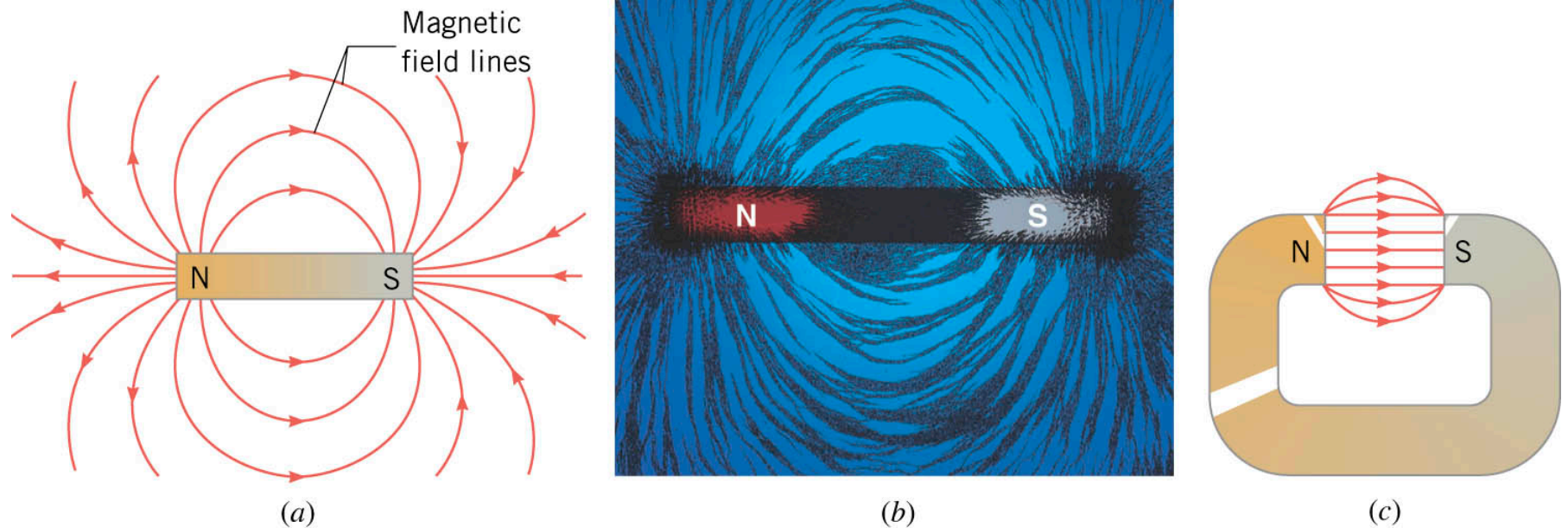
Since magnets can exert force at a distance like electric charge, in analogy with the electric field surrounding a charge we can associate a **magnetic field** surrounding a magnet.

The direction of the magnetic field at any point in space is the direction indicated by the north pole of a small compass needle placed at that point -- the compass acts analogously to a test charge mapping out an electric field.



21.1 Magnetic Fields

The magnetic field lines and pattern of iron filings in the vicinity of a bar magnet and the magnetic field lines in the gap of a horseshoe magnet.



Features of magnetic field lines:

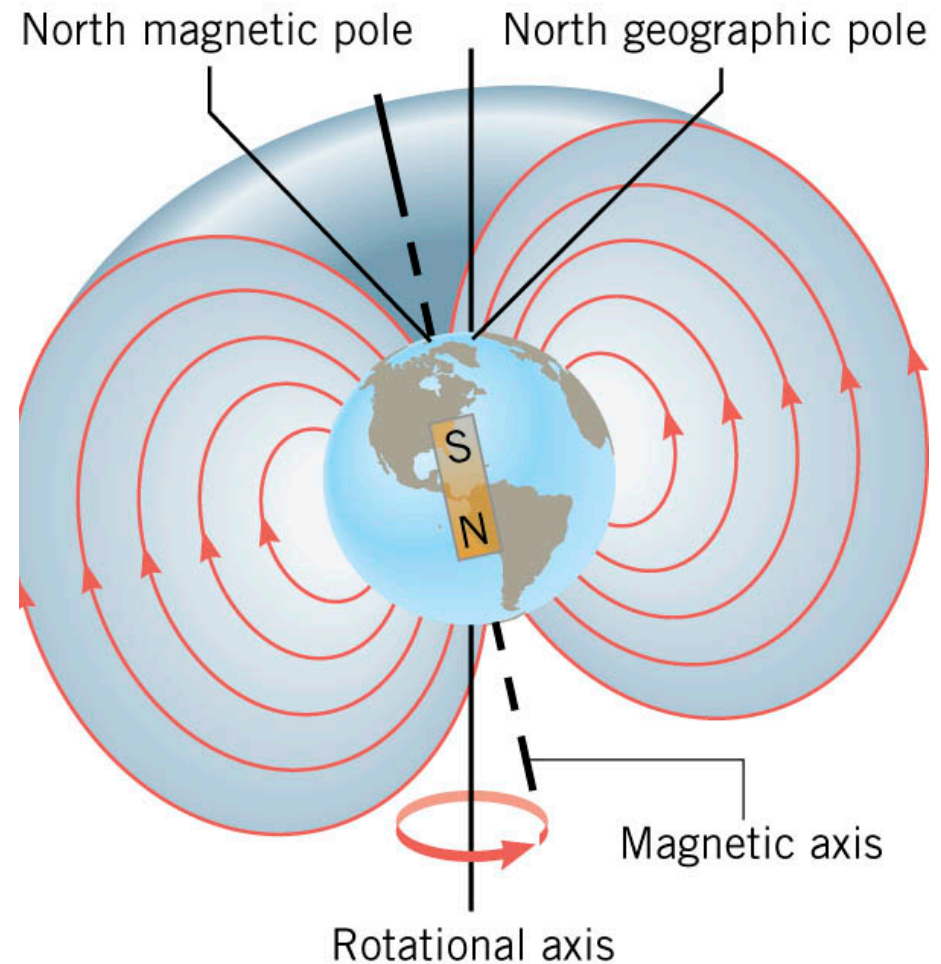
- They emanate (start) on N-pole and terminate (stop) on S-pole.
- The direction of the magnetic field vector is tangent to them.
- Number of lines/area is proportional to the strength of the magnetic field.
- They form closed loops -- separate S or N poles do not exist in nature.

21.1 Magnetic Fields

The Earth behaves magnetically almost as if a bar magnet were located near its center. The axis of the fictitious bar magnet does not coincide with the Earth's rotational axis -- they are about 11.5° apart. Magnetic North lies in northern Canada, not at the North Pole.

For the **Columbus area**, the compass needle points about 6.5° West of true North (this angle is called the **angle of declination**).

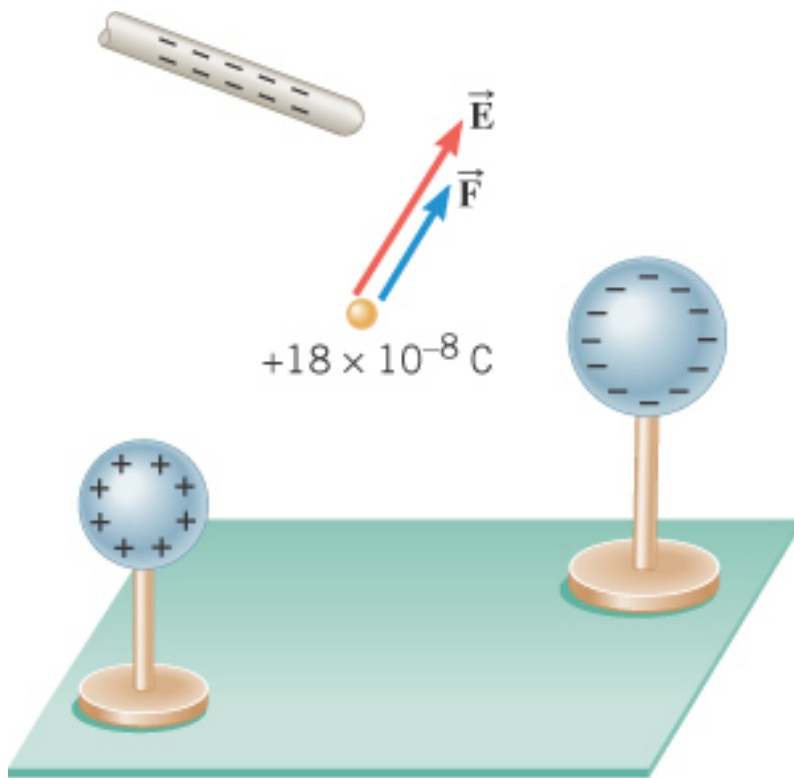
Note that Earth's magnetic field lines are not everywhere parallel to the surface. Near the North and South Poles they are almost perpendicular to the surface (**angle of dip** close to 90°).



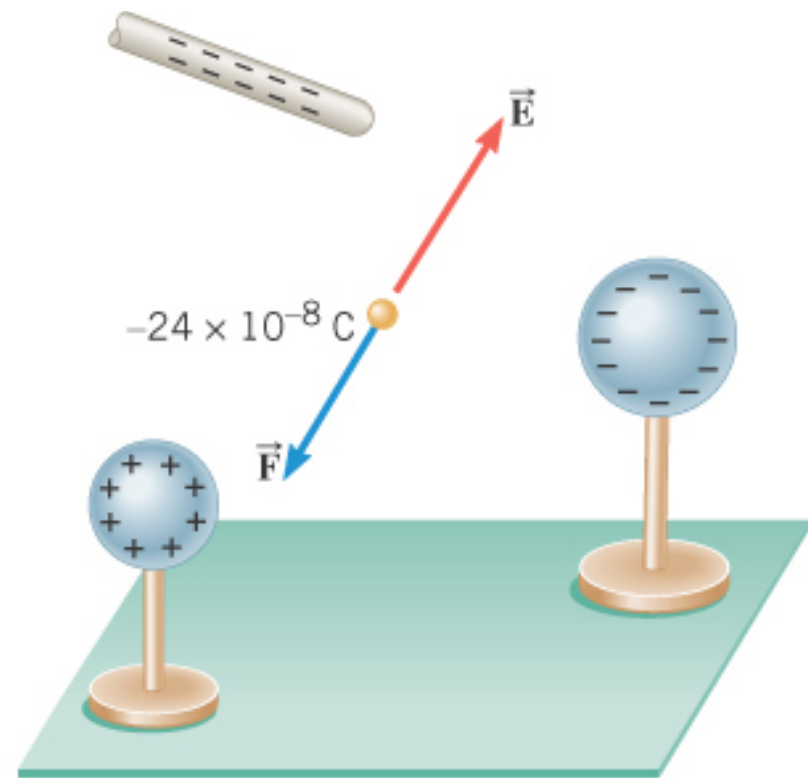
21.2 The Force That a Magnetic Field Exerts on a Charge

When a charge is placed in an electric field, it experiences a force, according to

$$\vec{F} = q\vec{E}$$



(a)



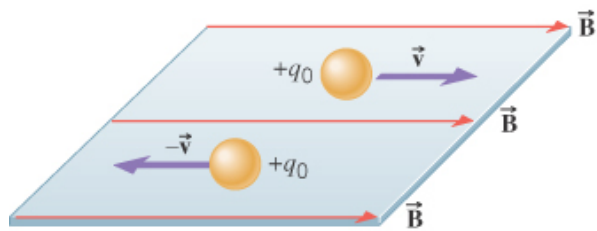
(b)

21.2 The Force That a Magnetic Field Exerts on a Charge

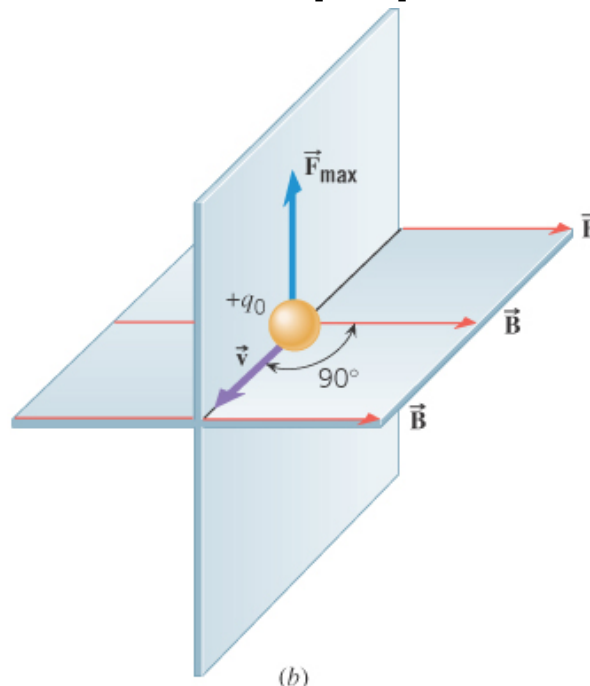
The following conditions must be met for a *charge* to experience a *magnetic force* when placed in a *magnetic field*:

1. The charge must be moving.
2. The velocity of the charge must have a component that is perpendicular to the direction of the magnetic field.

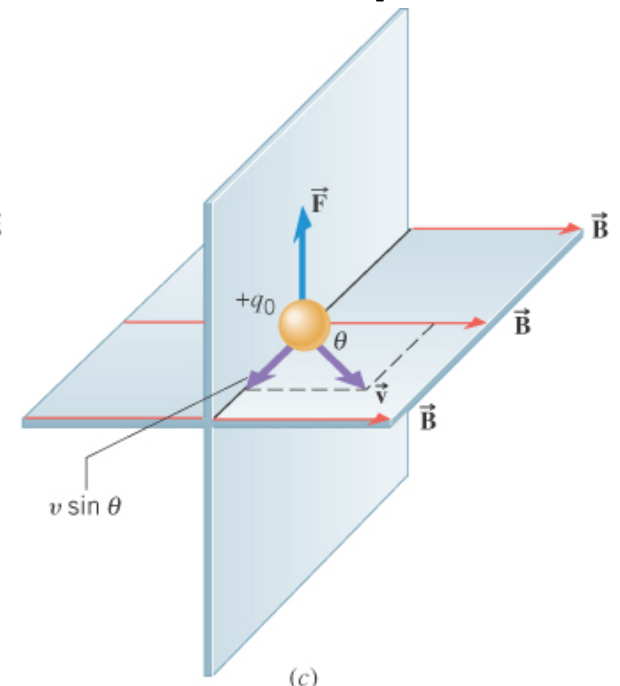
If there is a magnetic force, it will be **perpendicular to the $\mathbf{v} - \mathbf{B}$ plane**



(a)
No magnetic force
since $\mathbf{v} \parallel \mathbf{B}$



(b)
Maximum $F = F_{\max}$
since $\mathbf{v} \perp \mathbf{B}$



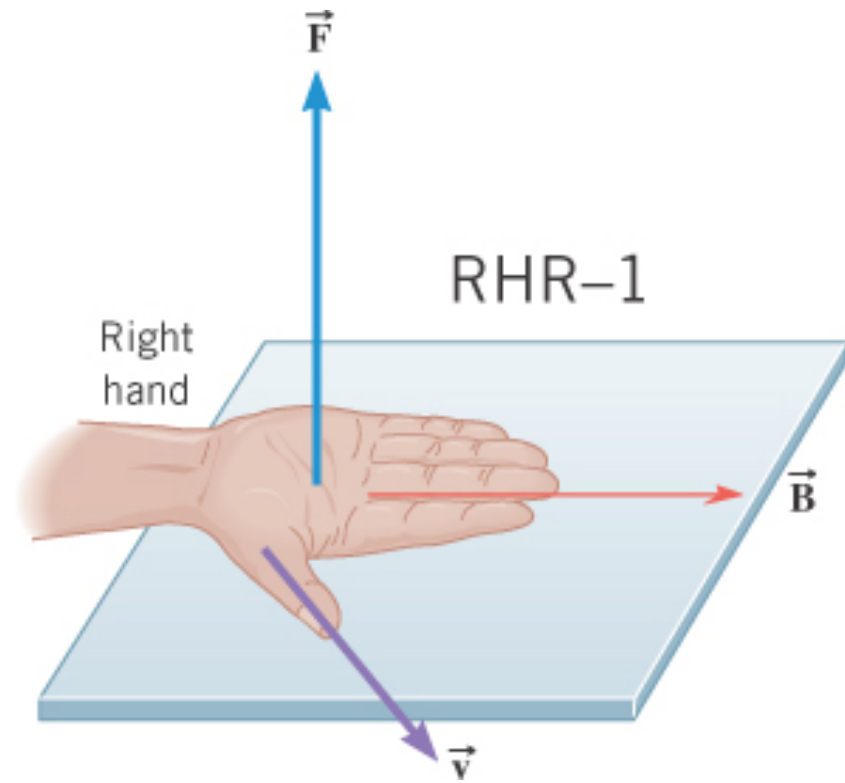
(c)
 $0 < F < F_{\max}$
since $0 < \theta < 90^\circ$

21.2 *The Force That a Magnetic Field Exerts on a Charge*

To find the **direction** of the magnetic force on a charge, use **Right Hand Rule No. 1**.

RHR-1. Extend the right hand so the fingers point along the direction of the magnetic field and the thumb points along the velocity of the charge. The palm of the hand then faces in the direction of the magnetic force that acts on a positive charge.

If the moving charge is negative, the direction of the force is opposite to that predicted by RHR-1.



21.2 The Force That a Magnetic Field Exerts on a Charge

DEFINITION OF THE MAGNETIC FIELD

The **magnitude** of the magnetic field at any point in space is defined as

$$B = \frac{F}{|q_o|(v \sin \theta)}$$

where ***F*** is the magnetic force on a test charge q_o moving with velocity ***v*** in a magnetic field ***B***, and where θ ($0 < \theta < 180^\circ$) is the angle between ***v*** and ***B***.

SI Unit of Magnetic Field: $\frac{\text{newton} \cdot \text{second}}{\text{coulomb} \cdot \text{meter}} = 1 \text{ tesla (T)}$

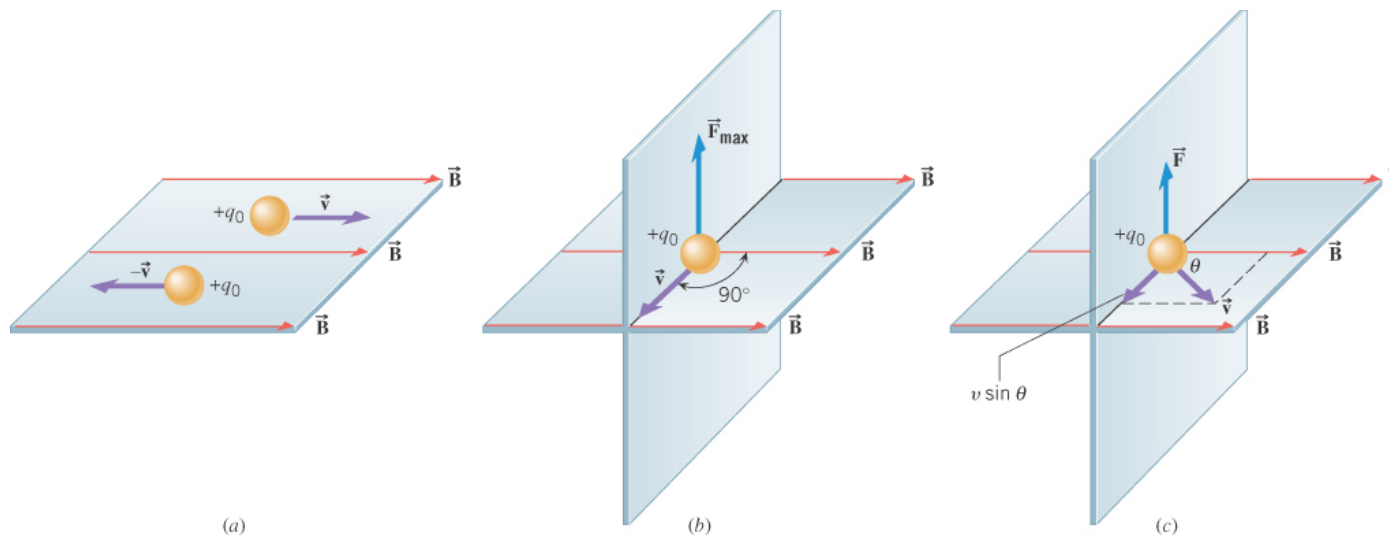
The non-SI unit, gauss, is also often used:

1 gauss = 10^{-4} tesla (the Earth's magnetic field at the surface is ~ 0.5 gauss)

21.2 The Force That a Magnetic Field Exerts on a Charge

Example 1 Magnetic Forces on Charged Particles

A proton in a particle accelerator has a speed of 5.0×10^6 m/s. The proton encounters a magnetic field whose magnitude is 0.40 T and whose direction makes an angle of 30.0 degrees with respect to the proton's velocity (see part (c) of the figure). Find (a) the magnitude and direction of the force on the proton and (b) the acceleration of the proton. (c) What would be the force and acceleration of the particle were an electron?



21.2 The Force That a Magnetic Field Exerts on a Charge

(a) **proton:**

$$F = |q_o|vB \sin \theta = (1.60 \times 10^{-19} \text{ C})(5.0 \times 10^6 \text{ m/s})(0.40 \text{ T}) \sin(30.0^\circ) \\ = 1.6 \times 10^{-13} \text{ N}$$

Using RHR-1 the direction of F is perpendicular to v - B plane and up.

$$(b) \quad a = \frac{F}{m_p} = \frac{1.6 \times 10^{-13} \text{ N}}{1.67 \times 10^{-27} \text{ kg}} = 9.6 \times 10^{13} \text{ m/s}^2$$

(c) **electron:**

The magnitude of F is the same, but the direction is opposite --> down.

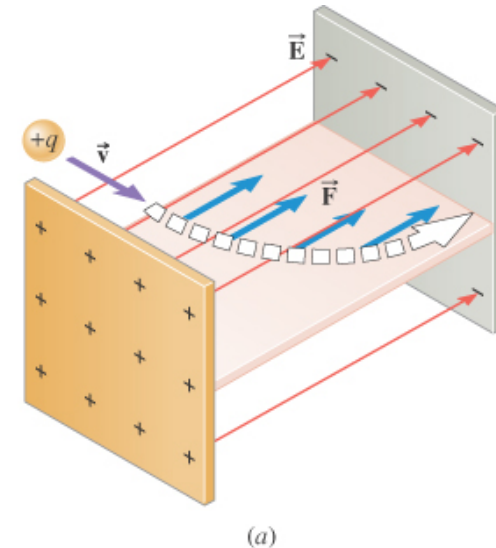
$$a = \frac{F}{m_e} = \frac{1.6 \times 10^{-13} \text{ N}}{9.11 \times 10^{-31} \text{ kg}} = 1.8 \times 10^{17} \text{ m/s}^2$$

21.3 The Motion of a Charged Particle in a Magnetic Field

The motion of a charged particle in an electric field is very different from its motion in a magnetic field as shown:

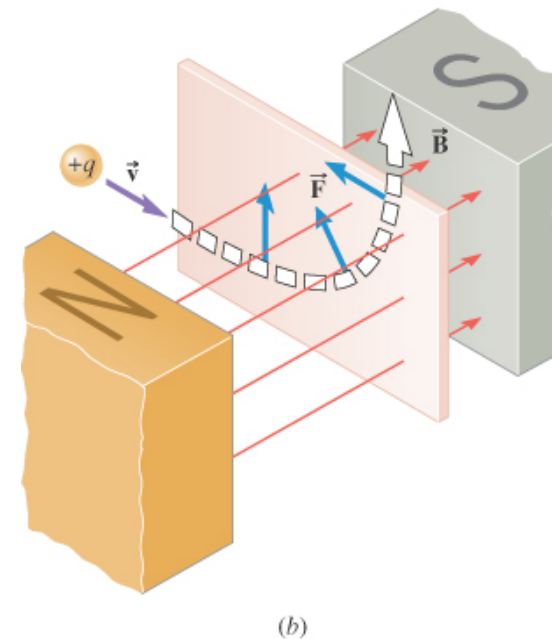
Charged particle in an electric field.

F acts on the charge in the constant direction parallel to **E** and the particle's trajectory bends in the horizontal plane.



Charged particle in a magnetic field.

F acts on the charge in a direction perpendicular to **B** and its trajectory bends in the vertical plane with **F** continuously changing direction to remain perpendicular to \mathbf{v}



21.3 The Motion of a Charged Particle in a Magnetic Field

Conceptual Example 2 A Velocity Selector

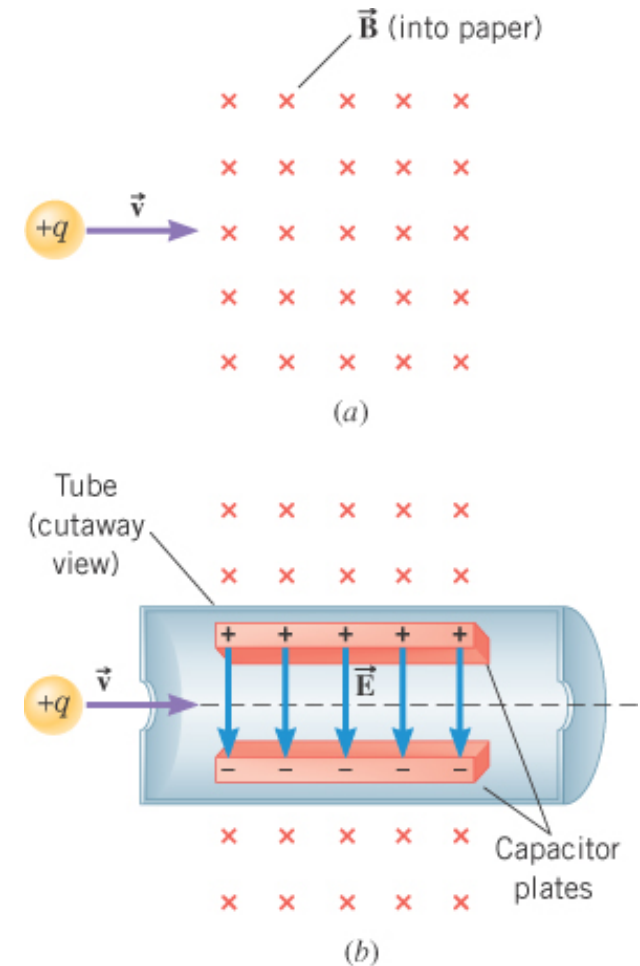
A velocity selector is a device for measuring the velocity of a charged particle. The device operates by applying electric and magnetic forces to the particle in such a way that these forces balance.

How should an electric field be applied so that the force it applies to the particle can balance the magnetic force?

From RHR-1, F_M points upward, so F_E should point downward so the forces balance, i.e.,
 $F_M - F_E = 0 \rightarrow F_M = F_E$

Since $F_M = qvB$ $F_E = qE$

Then, $qvB = qE \rightarrow \mathbf{v} = \mathbf{E}/\mathbf{B}$, knowing E and B
gives v independent of q



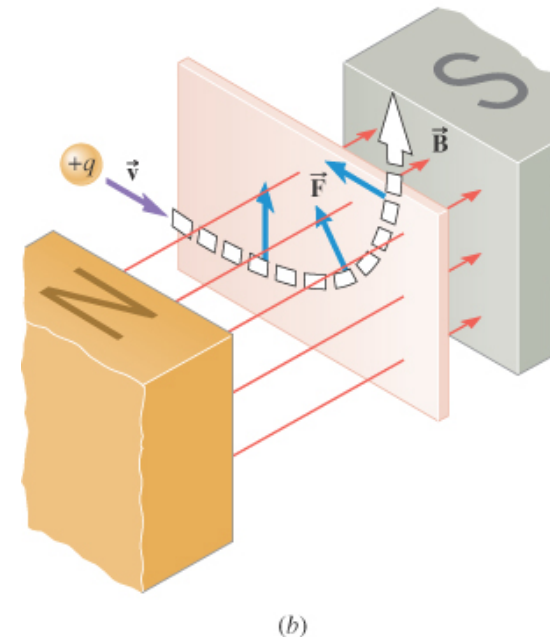
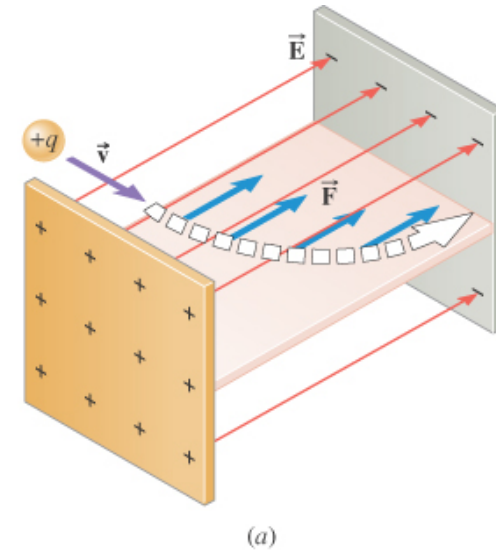
21.3 The Motion of a Charged Particle in a Magnetic Field

Work done on a charged particle moving through electric and magnetic fields.

For a constant force, F , $\rightarrow W_{AB} = F\Delta s = \Delta KE$
where Δs is the displacement along the direction of F and ΔKE is the change in the KE.

The **electrical force *can* do work** on a charged particle since it can displace the particle in the direction of the force and thus change its kinetic energy.

The **magnetic force *cannot* do work** on a charged particle since it acts perpendicular to the motion of the particle so that no displacement occurs along the direction of the force and thus its speed remains constant and its kinetic energy does not change.



21.3 The Motion of a Charged Particle in a Magnetic Field

The circular trajectory.

Since the magnetic force always remains perpendicular to the velocity, if a charged particle moves perpendicular to a uniform B-field its path will be circular. The magnitude of the force remains constant and it is directed toward the center of the circular path, i.e. it is the centripetal force for the motion.

Centripetal Force

$$F_c = m \frac{v^2}{r}$$

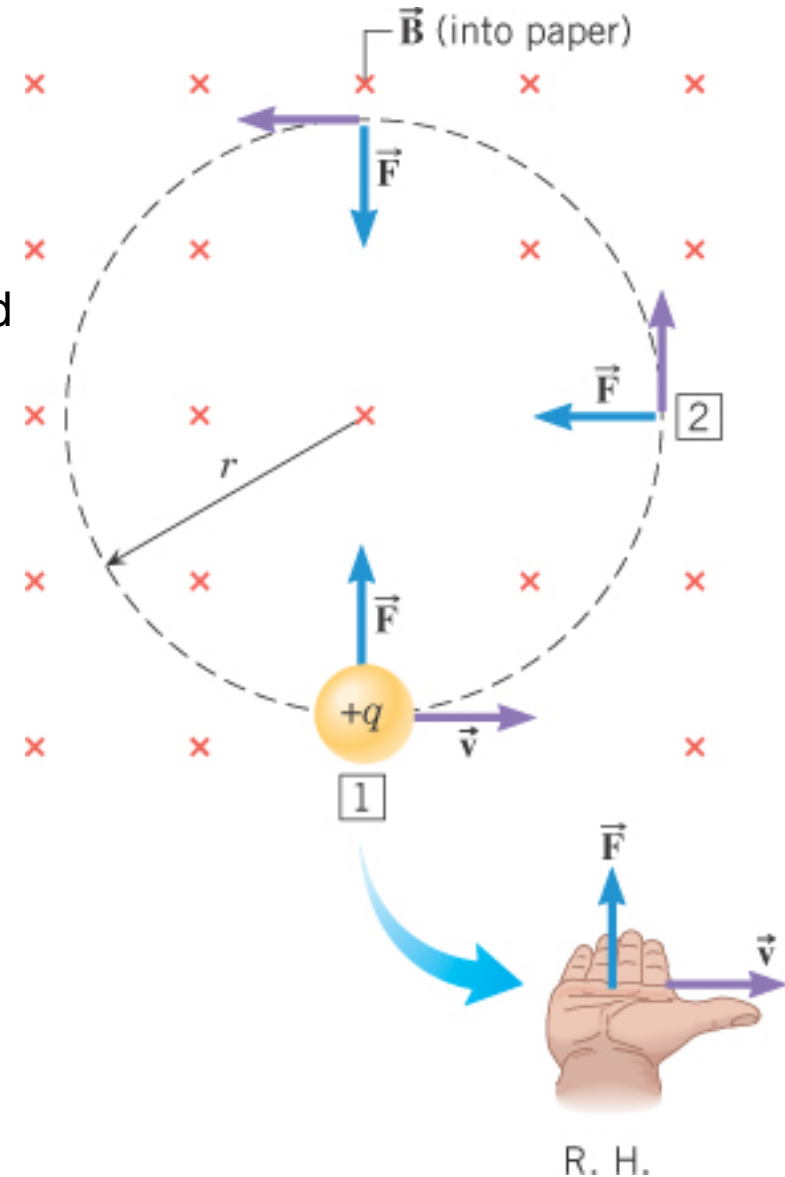
⇓

$$F_M = F_c \quad qvB = m \frac{v^2}{r}$$

⇓

Solve for r

$$r = \frac{mv}{qB}$$



Example. Find the radius of curvature for a fast electron with speed $v = 2 \times 10^7$ m/s in a) the Earth's magnetic field at the surface, and b) in a 10 T magnetic field.

a) $B_{\text{Earth}} \sim 0.5 \text{ gauss} = 0.5 \times 10^{-4} \text{ T}$

$$r = mv/(qB) = (9.11 \times 10^{-31})(2 \times 10^7)/[(1.6 \times 10^{-19})(0.5 \times 10^{-4})]$$
$$= \mathbf{2.3 \text{ m}}$$

b) $B = 10 \text{ T}$

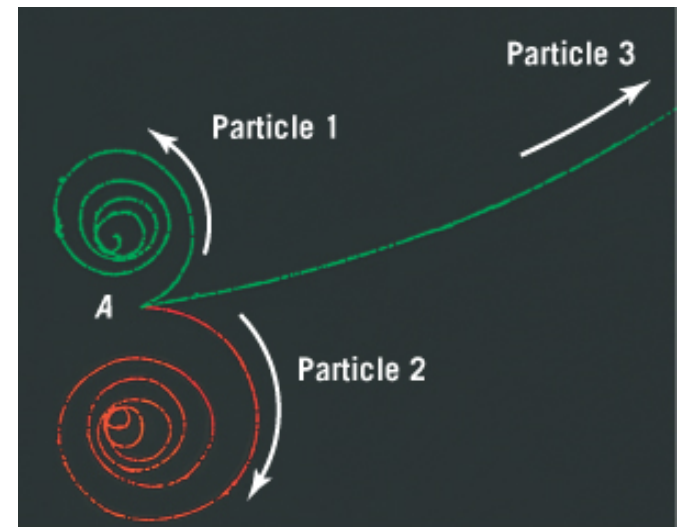
$$r = mv/(qB) = (9.11 \times 10^{-31})(2 \times 10^7)/[(1.6 \times 10^{-19})(10)]$$
$$= \mathbf{1.1 \times 10^{-5} \text{ m} = 11 \text{ } \mu\text{m}}$$

21.3 The Motion of a Charged Particle in a Magnetic Field

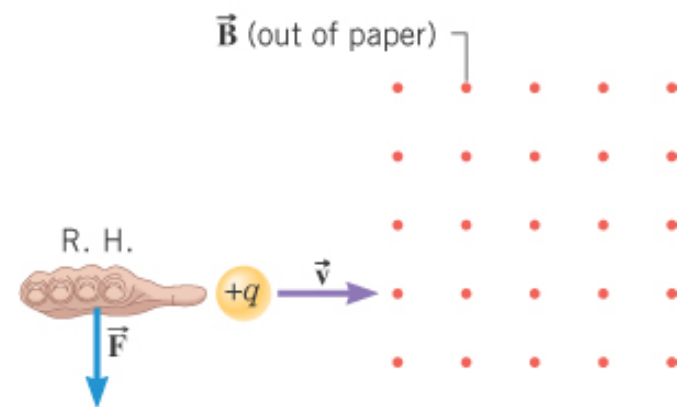
Conceptual Example 4 Particle Tracks in a Bubble Chamber

The figure shows the bubble-chamber tracks from an event that begins at point A. At this point a gamma ray travels in from the left, spontaneously transforms into two charged particles. The particles move away from point A, producing two spiral tracks. A third charged particle is knocked out of a hydrogen atom and moves forward, producing the long track.

The magnetic field is directed out of the paper. Determine the sign of each particle and which particle is moving most rapidly.



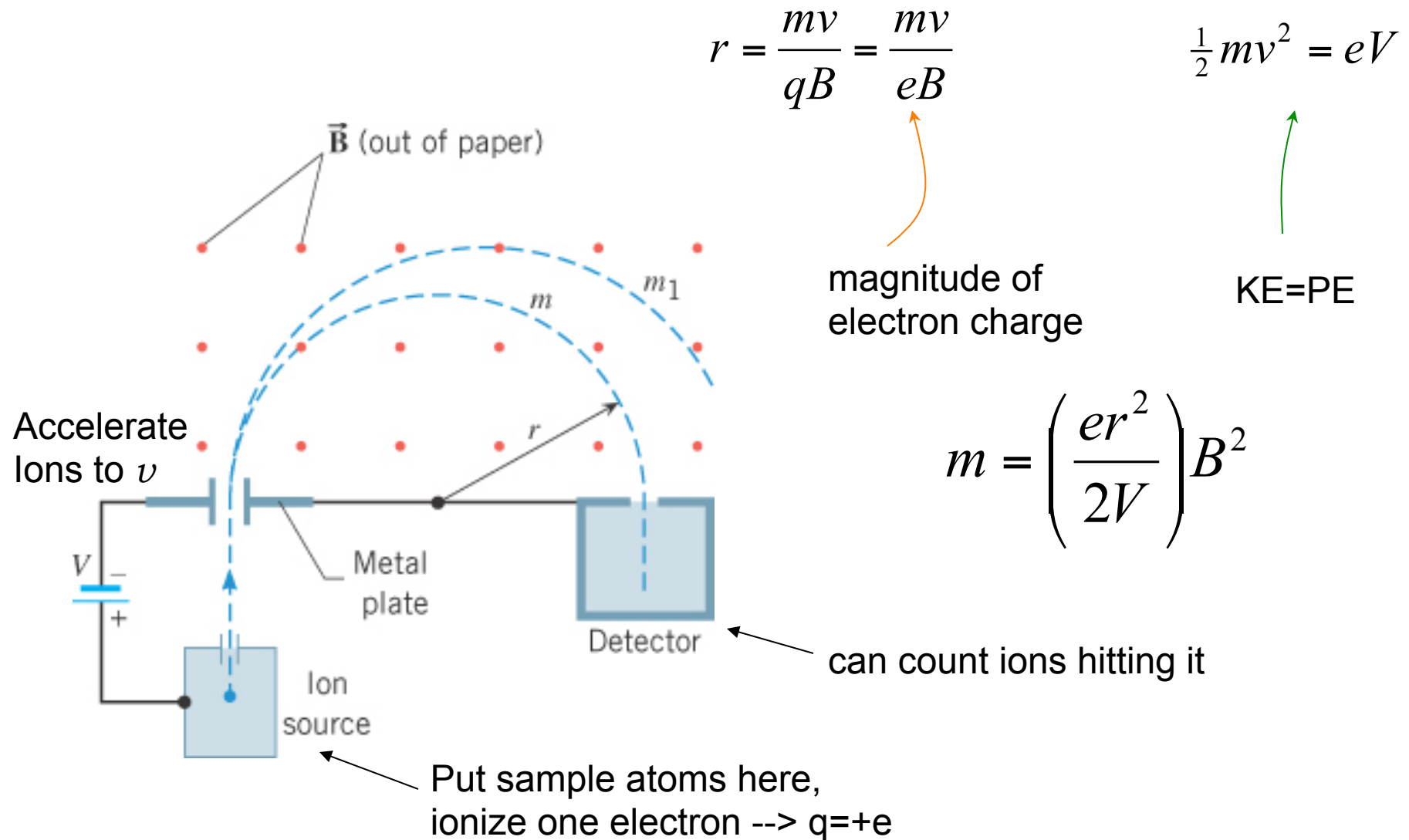
(a)



(b)

21.4 The Mass Spectrometer

Mass spectrometers can be used to measure the masses and relative abundances of **isotopes** (atoms which have nuclei with same number of protons but different number of neutrons).



21.4 The Mass Spectrometer

The mass spectrum of naturally occurring **neon**, showing three isotopes.

For neon,

$Z = 10 \rightarrow 10$ protons

$N = 10, 11, 12 \rightarrow$ number of neutrons
for three isotopes

$A = Z + N = 20, 21, 22 \rightarrow$ atomic mass
numbers for
neon isotopes \rightarrow

