


# .100" × .100" Wiremount Socket Preassembled

.050" Pitch Cable (Optional Plastic or Metal Strain Relief)

3000 Series



- Industry standard IDC socket
- Optional plastic or low profile metal strain relief
- Positive locking metal “J” clips provide high cover retention
- Mates with 3M headers, plugs and pin strips for quick connect/disconnect capability
- Open or closed end covers available
- Accepts flat cable or discrete wire
- Military polarization, with or without centerbump
- Faster termination, lower applied cost and improved productivity

TS-0719-02  
Sheet 1 of 2

48

---

## Physical

### Insulation

Material: Glass Filled Polyester (PBT)  
Flammability: UL 94V-0  
Color: Gray

### Contact

Material: Copper Alloy  
Plating  
Underplate & U-Slot: 100  $\mu$ " [ 2.54  $\mu$ m ] Nickel — QQ-N-290, Class 2  
Wiping Area: 30  $\mu$ " [ 0.76  $\mu$ m ] Gold — MIL-G-45204, Type II, Grade C  
**Wire Accommodation:** 26 & 28 AWG Solid or Stranded  
**Marking:** 3M Logo, Part Identification Number and Orientation Triangle

---

## Electrical

**Current Rating:** 1 A  
**Insulation Resistance:**  $> 1 \times 10^9 \Omega$  at 500 Vdc  
**Withstanding Voltage:** 1000 Vrms at Sea Level

---

## Environmental

**Temperature Rating:**  $-55^\circ\text{C}$  to  $+105^\circ\text{C}$

UL File No.: E68080

3M Electronic Products Division

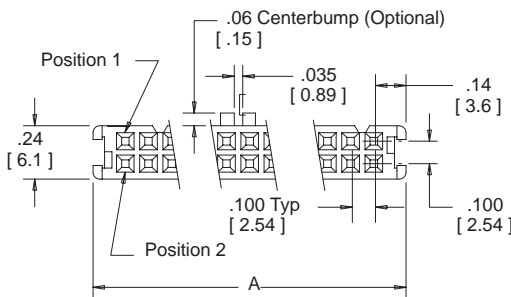
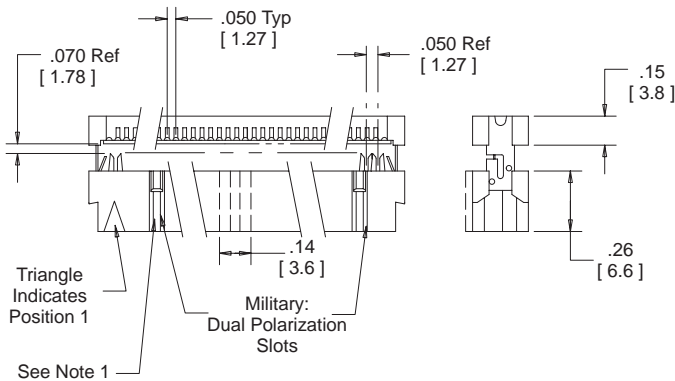
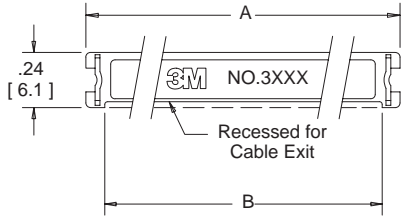
<http://www.3M.com/interconnects/>

152

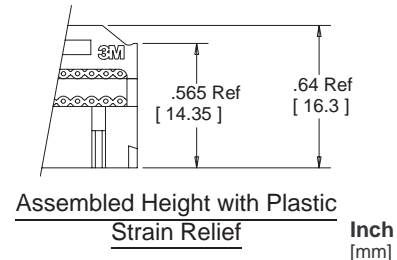
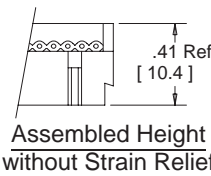
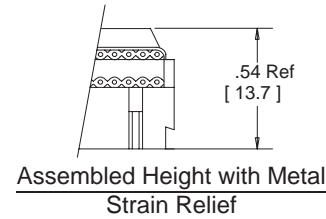
For technical, sales or ordering information call  
**800-225-5373**

# .100" × .100" Wiremount Socket Preassembled .050" Pitch Cable (Optional Plastic or Metal Strain Relief)

3000 Series



Contact Quantity	Socket Series	Dimensions	
		A	B
10	3473	0.68 [ 17.3 ]	0.54 [ 13.7 ]
14	3385	0.88 [ 22.4 ]	0.74 [ 18.8 ]
16	3452	0.98 [ 24.9 ]	0.84 [ 21.3 ]
20	3421	1.18 [ 30.0 ]	1.04 [ 26.4 ]
24	3626	1.38 [ 35.1 ]	1.24 [ 31.5 ]
26	3399	1.48 [ 37.6 ]	1.34 [ 34.0 ]
30	3419	1.68 [ 42.7 ]	1.54 [ 39.1 ]
34	3414	1.88 [ 47.7 ]	1.74 [ 44.2 ]
36	9436	1.98 [ 50.3 ]	1.84 [ 46.7 ]
40	3417	2.18 [ 55.4 ]	2.04 [ 51.8 ]
44	9444	2.38 [ 60.5 ]	2.24 [ 56.9 ]
50	3425	2.68 [ 68.1 ]	2.54 [ 64.5 ]
60	3334	3.18 [ 80.8 ]	3.04 [ 77.2 ]



**Notes:**

1. This polarizing groove is non-existent on 3385 and 3473 Series.
2. The low profile strain relief can be used with the 4600 Series Plug and .1 x .1 Headers with ejector latches. The latches will only function as an ejector.
3. See TS-0721 for mating post pattern.

Tolerance Unless Noted			
	.0	.00	.000
Inch	± .1	± .01	± .005

[ ] Dimensions for Reference only

## Ordering Information

### Sockets XXXX-XXXX

Socket Series:  
See Table for  
3M Part  
Number

Polarization:  
0 = Military (Dual Slot)  
6 = Centerbump and  
Military

Strain Relief:  
00 = No Strain Relief  
06 = Strain Relief (Metal)  
XX = "Contact Quantity"  
for Plastic  
Strain Relief  
(i.e. 50 for a 50  
Position Strain Relief)

**Preassembled Cover Options:**

- G = Open Cover, recess on odd row side
- H = Open Cover, recess on even row side
- J = Closed Cover, for end cable termination, recess on odd row side
- K = Closed Cover, for end cable termination, Recess on even row side

### Strain Relief (Order Separately) 3448-X0XX

Type: \_\_\_\_\_  
2 = Low Profile  
(Metal)  
3 = Plastic

XX = "Contact Quantity"  
(i.e. 50 for  
a 50 Position  
Strain Relief)

See TS-0720

### Keying Plug (Order Separately) 3435-0

### Pull Tabs (Order Separately) 3490-X

TS-0719-02  
Sheet 2 of 2